

## Noise rectification in quasigeostrophic forced turbulence

Alberto Álvarez,<sup>1</sup> Emilio Hernández-García,<sup>2</sup> and Joaquín Tintoré<sup>2</sup>

<sup>1</sup>*Department of Physics, National Central University, Chung-Li, Taiwan 32054, Republic of China*

<sup>2</sup>*Instituto Mediterráneo de Estudios Avanzados, IMEDEA\* (CSIC-UIB), E-07071 Palma de Mallorca, Spain*

(Received 12 February 1998)

We study the appearance of large-scale mean motion sustained by stochastic forcing on a rotating fluid (in the quasigeostrophic approximation) flowing over topography. We show that the effect is a kind of noise-rectification phenomenon, occurring here in a spatially extended system, and requiring nonlinearity, absence of detailed balance, and symmetry breaking to occur. By application of an analytical coarse-graining procedure, we identify the physical mechanism producing such an effect: It is a forcing coming from the small scales that manifests itself in a change in the effective viscosity operator and in the effective noise statistical properties. Numerical simulations confirm our findings. [S1063-651X(98)14211-3]

PACS number(s): 47.27.-i, 05.40.+j, 92.90.+x

### I. INTRODUCTION

Nonlinear interactions can organize random inputs of energy into coherent motion. This noise-rectification phenomenon has been discussed in several contexts, including physics and biology [1]. Three ingredients are needed to obtain this kind of noise-sustained directed motion: nonlinearity, random noise lacking the property of detailed balance, and some symmetry-breaking feature establishing a preferred direction of motion.

It has recently been shown numerically [2] that directed motion sustained by noise appears in quasigeostrophic two-dimensional fluid flow over topography. The average flow at large scales approaches a state highly correlated with topography that disappears if noise or nonlinearity are switched off. The small scales of the flow follow a more irregular behavior.

In this paper we establish that these topographic currents arise from a form of noise rectification, occurring here in a spatially extended system. To this end we analytically calculate a closed effective equation of motion for the large scales of the flow, by coarse graining the small scales. From this effective equation, the forcing of the small scales on the large ones (sustained by noise and mediated by topography) is identified as the mechanism responsible for the directed currents. It appears as a renormalization of the viscosity operator in such a way that it favors relaxation toward a state correlated with topography, instead of toward rest. The effect becomes more important for increasing nonlinearity. More interestingly, this forcing vanishes when noise satisfies the detailed balance property revealing that the effect shares the same nonequilibrium origin of other noise-rectification phenomena. The presence of topography provides the symmetry-breaking ingredient needed to fix a preferred direction.

### II. QUASIGEOSTROPHIC DYNAMICS AND NOISE RECTIFICATION

The particular model considered here is the equation describing quasigeostrophic forced turbulence. A large amount

of rotating fluid problems concerning planetary atmospheres and oceans involves situations in which vertical velocities are small and enslaved to the horizontal motion [3,4]. Under these circumstances flow patterns can be described in terms of two horizontal coordinates, the vertical depth of the fluid becoming a dependent variable. Although the fluid displays many of the unique properties of two-dimensional turbulence, some of the aspects of three-dimensional dynamics are still essential, leading to a quasi-two-dimensional dynamics. In particular, bottom topography appears explicitly in the equations. This kind of quasi-two-dimensional dynamics is not only of relevance to the case of rotating neutral fluids, but there is also a direct correspondence with drift-wave turbulence in plasma physics [5,6].

The stream function  $\psi(\mathbf{x}, t)$ , with  $\mathbf{x} \equiv (x, y)$ , in the quasigeostrophic approximation is governed by the dynamics [4]:

$$\frac{\partial \nabla^2 \psi}{\partial t} + \lambda [\psi, \nabla^2 \psi + h] = \nu \nabla^4 \psi + F, \quad (1)$$

where  $\nu$  is the viscosity parameter,  $F(\mathbf{x}, t)$  is any kind of relative-vorticity external forcing, and  $h = f \Delta H / H_0$ , with  $f$  the Coriolis parameter,  $H_0$  the mean depth, and  $\Delta H(\mathbf{x})$  the local deviation from the mean depth.  $\lambda$  is a bookkeeping parameter introduced to allow perturbative expansions in the interaction term. The physical case corresponds to  $\lambda = 1$ . The Poisson bracket or Jacobian is defined as

$$[A, B] = \frac{\partial A}{\partial x} \frac{\partial B}{\partial y} - \frac{\partial B}{\partial x} \frac{\partial A}{\partial y}. \quad (2)$$

Equation (1) represents the time evolution of the relative vorticity subjected to forcing and dissipation. In the case of drift-wave turbulence for a plasma in a strong magnetic field applied in the direction perpendicular to  $\mathbf{x}$ ,  $\psi$  is related to the electrostatic potential, and  $h = \ln(\omega_c / n_0)$ , where  $\omega_c$  and  $n_0$  are the cyclotron frequency and plasma density, respectively. Equation (1) is also the limiting case of the more general Charney-Hasegawa-Mima equation when the scales are small compared to the ion Larmor radius or the barotropic Rossby radius [6–8].

\*URL: <http://www.imedea.uib.es/>

We now establish how the dynamics of long-wavelength modes in Eq. (1), when  $F$  is a random forcing, is affected by the small scales. Stochastic forcing has been used in fluid dynamics problems to model stirring forces [9], wind forcing [10], short scale instabilities [3], thermal noise [11,12], or processes below the resolution of computer models [13], among others [14]. A useful choice of  $F$ , flexible enough to model a variety of processes, is to assume  $F$  to be a Gaussian stochastic process with zero mean and correlations given by  $\langle \hat{F}_{\mathbf{k}}(\omega) \hat{F}_{\mathbf{k}'}(\omega') \rangle = Dk^{-y} \delta(\mathbf{k} + \mathbf{k}') \delta(\omega + \omega')$ .  $\hat{F}_{\mathbf{k}}(\omega)$  denotes the Fourier transform of  $F(\mathbf{x}, t)$ ,  $\mathbf{k} = (k_x, k_y)$ , and  $k = |\mathbf{k}|$ . The process is then white in time but has power-law correlations in space.  $y=0$  corresponds to white noise in space and, in the absence of topography, it sustains the Kolmogorov spectrum [15,16]. In addition this value of  $y$  has been observed for wind forcing on the Pacific ocean [17]. The thermal noise case corresponds to  $y = -4$  [12,16]. In this case there is a fluctuation-dissipation relation between noise and the viscosity term, so that the fluctuations satisfy detailed balance.

To obtain the desired large-scale closed equation, we have applied a coarse-graining procedure to the investigation of the dynamics. For our problem it is convenient to use the Fourier components of the stream function  $\hat{\psi}_{\mathbf{k}\omega}$  or equivalently the relative vorticity  $\zeta_{\mathbf{k}\omega} = -k^2 \hat{\psi}_{\mathbf{k}\omega}$ . This variable satisfies

$$\zeta_{\mathbf{k}\omega} = G_{\mathbf{k}\omega}^0 F_{\mathbf{k}\omega} + \lambda G_{\mathbf{k}\omega}^0 \sum_{\mathbf{p}, \mathbf{q}, \Omega, \Omega'} A_{\mathbf{k}\mathbf{p}\mathbf{q}} (\zeta_{\mathbf{p}\Omega} \zeta_{\mathbf{q}\Omega'} + \zeta_{\mathbf{p}\Omega} h_{\mathbf{q}}), \quad (3)$$

where the interaction coefficient is

$$A_{\mathbf{k}\mathbf{p}\mathbf{q}} = (p_x q_y - p_y q_x) p^{-2} \delta_{\mathbf{k}, \mathbf{p} + \mathbf{q}}, \quad (4)$$

the bare propagator is

$$G_{\mathbf{k}\omega}^0 = (-i\omega + \nu k^2)^{-1}, \quad (5)$$

and the sum is restricted by  $\mathbf{k} = \mathbf{p} + \mathbf{q}$  and  $\omega = \Omega + \Omega'$ .  $\mathbf{p} = (p_x, p_y)$ ,  $p = |\mathbf{p}|$ , and similar expressions hold for  $\mathbf{q}$ .  $0 < k < k_0$ , with  $k_0$  an upper cutoff. Following the method in Ref. [18], one can eliminate the modes  $\zeta_k^>$  with  $k$  in the shell  $k_0 e^{-\delta} < k < k_0$ , and substitute their expressions into the equations for the remaining low-wave-number modes  $\zeta_k^<$ , with  $0 < k < k_0 e^{-\delta}$ . To second order in  $\lambda$ , the resulting equation of motion for the modes  $\zeta_k^<$  is

$$\frac{\partial \nabla^2 \psi^<}{\partial t} + \lambda [\psi^<, \nabla^2 \psi^< + h^<] = \nu' \nabla^4 (\psi^< - g h^<) + F', \quad (6)$$

where

$$\nu' = \nu \left( 1 - \frac{\lambda^2 S_2 D (2+y) \delta}{32 (2\pi)^2 \nu^3} \right), \quad (7)$$

$$g(\lambda, D, \delta, \nu, y) = \frac{\lambda^2 D S_2 (y+4) \delta}{16 (2\pi)^2 \nu^3}. \quad (8)$$

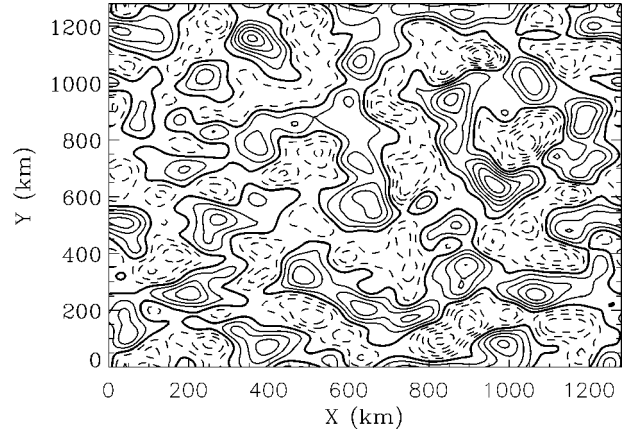


FIG. 1. Depth contours of a randomly generated bottom topography. Maximum depth is 381.8 m and minimum depth  $-381.8$  m over an average depth of 5000 m. Levels are plotted every 63.6 m. Continuous contours are for positive deviations with respect to the mean, whereas dashed contours are for negative deviations.

$F'(\mathbf{x}, t)$  is an effective noise which turns out to be also a Gaussian process with mean value and correlations given by

$$\langle F'(\mathbf{x}, t) \rangle = - \frac{\lambda^2 D S_2 (4+y) \delta}{16 (2\pi)^2 \nu^2} \nabla^4 h^<, \quad (9)$$

$$\begin{aligned} & \langle (\hat{F}'_k(\omega) - \langle \hat{F}'_k(\omega) \rangle) (\hat{F}'_{k'}(\omega') - \langle \hat{F}'_{k'}(\omega') \rangle) \rangle \\ & = Dk^{-y} \delta(k+k') \delta(\omega + \omega'). \end{aligned} \quad (10)$$

$S_2$  is the length of the unit circle:  $2\pi$ . Equations (6)–(10) are the main analytic results in this paper. They give the dynamics of long wavelength modes  $\psi^<$ . They are valid for small  $\lambda$  or, when  $\lambda \approx 1$ , for small width  $\delta$  of the elimination band. The effects of the eliminated short wavelengths on these large scales are described in the structure of the viscosity operator and the corrections to the noise term  $F'$ . The action of the dressed viscosity term  $\nabla^4 (\psi^< - g h^<)$  is no longer to drive large scale motion toward rest, but toward a motion state ( $\approx g h^<$ ) characterized by the existence of flow following the isolevels of bottom perturbations  $h^<$ . This ground state would characterize the structure of the mean pattern. The energy in this ground state is determined by the function  $g(\lambda, D, \delta, \nu, y)$ , which measures the influence of the different terms of the dynamics (nonlinearity, noise, and viscosity). Relation (8) shows that while nonlinearities [19] and noise increase the energy level of the ground state, high values of the viscosity parameter would imply a reduction of the strength of the ground state motion due to damping effect that viscosity exerts over small scales. The other mechanism that reinforces the existence of average directed motion comes from the fact that the dressed noise has a mean component as a result of the small scale elimination.

A most interesting fact in Eqs. (8) and (9) is the presence of the factor  $y+4$ . It implies that the tendency to form directed currents reverses sign as  $y$  crosses the value  $-4$ , and that it vanishes if  $y = -4$ , which is the value for thermal noise satisfying detailed balance. The vanishing of the directed currents, obtained here to second order in  $\lambda$ , is in fact an exact result valid to all orders in the perturbation expansion.

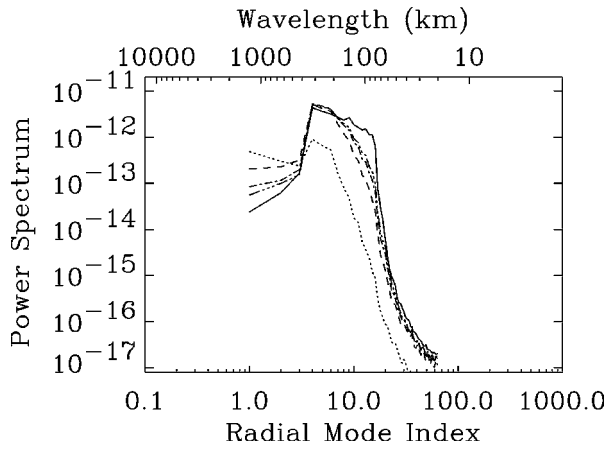


FIG. 2. Comparison, as a function of the radial wave-number index  $Lk^2/2\pi$ , between the power spectra of the bottom topography (solid line) and the power spectra of the mean stream function obtained for  $\lambda=0.1$  (dotted line),  $0.3$  (dashed line),  $0.6$  (dash-dotted line), and  $1$  (dash-dot-dot-dotted line).  $y=0$  and  $D=10^{-9} \text{ m}^2 \text{ s}^{-3}$ . In order to carry out the comparison, the fields are normalized to have the same maximum value.

sion. This can be seen from the exact solution of the Fokker-Planck equation associated with Eq. (1) for this value of  $y$  [20]. This reflects the fact that noise rectification cannot occur when detailed balance holds.

As a consistency check we point out that if the term representing the ambient vorticity  $h$  is zero, classical results of two-dimensional forced turbulence are recovered [15]. To show that the result implied by the perturbative expressions (6)–(10) is really present for arbitrary  $\lambda$ , we check the increasing tendency toward average flow following the topography for increasing  $\lambda$ : Numerical simulations of Eq. (1) have been conducted in a parameter regime of geophysical interest: we take  $f=10^{-4} \text{ s}^{-1}$  as appropriate for the Coriolis effect at mean latitudes on Earth, and  $\nu=200 \text{ m}^2 \text{ s}^{-1}$  for the viscosity, a value usual for the eddy viscosity in ocean models. We use the numerical scheme developed in Ref. [21] on a grid of  $128 \times 128$  points, with a proper inclusion of the

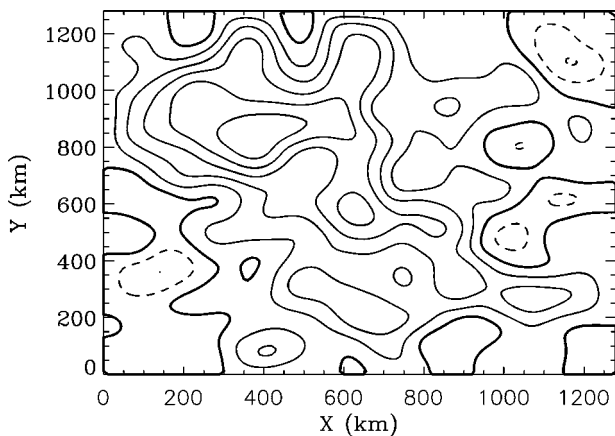


FIG. 3. Mean stream function computed by time averaging when a statistically stationary state has been achieved. Continuous contours denote positive values of the stream function, whereas dashed contours denote negative ones:  $\lambda=0.1$ ,  $y=0$ , and  $D=10^{-9} \text{ m}^2 \text{ s}^{-3}$ . Maximum and minimum values are  $1637.7$  and  $-1637.7 \text{ m}^2/\text{s}$ , and levels are plotted every  $272.95 \text{ m}^2/\text{s}$ .

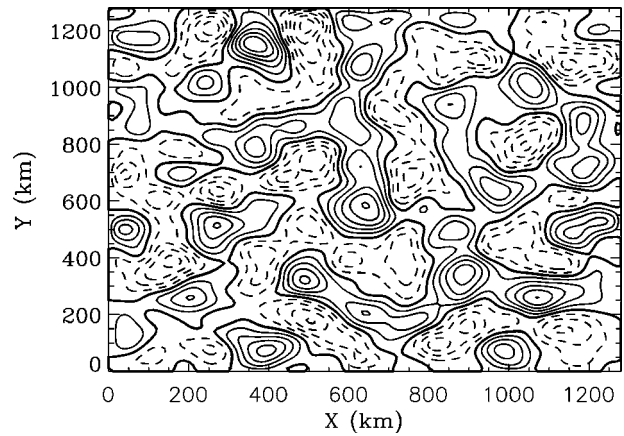


FIG. 4. The same as Fig. 3 but for  $\lambda=1$ . Maximum and minimum values are  $991.864$  and  $-991.864 \text{ m}^2/\text{s}$ , and levels are plotted every  $165.31 \text{ m}^2/\text{s}$ .

stochastic term [2]. The distance between grid points corresponds to  $10 \text{ km}$ , so that the total system size is  $L=1280 \text{ km}$ . The amplitude of the forcing,  $D=1 \times 10^{-9} \text{ m}^2 \text{ s}^{-3}$ , has been chosen in order to obtain final velocities of several centimeters per second. The topographic field (shown in Fig. 1) is randomly generated from a specific isotropic power spectrum (Fig. 2) with random phases. The model was run for  $6 \times 10^5$  time steps (corresponding to  $247$  years) once a statistically stationary state was reached, and some of the results for the mean stream function are displayed in Figs. 3 and 4. Currents with a well defined average sense appear. Consistently with our analytical results, the contour levels of the mean stream function follow the topographic contours more closely the higher the value of  $\lambda$  is. This is more quantitatively shown in Fig. 5, where the linear correlation coefficient  $\rho$  between the mean field  $\langle \psi \rangle$  and the underlying topography is plotted as a function of  $\lambda$ . A spectral analysis of the different resulting fields shows that the large scales are better adjusted to topography, as well as the very small scales where no significant motion is present (Fig. 2). Discrepancies are clear for the small but excited scales. This can be understood considering that the effect of viscosity on these small scales is still to drive the system toward rest.

For negative values of  $y$ , noise acts more strongly on the small scales, where viscosity damping is more important, so that a larger noise intensity is needed to obtain significant

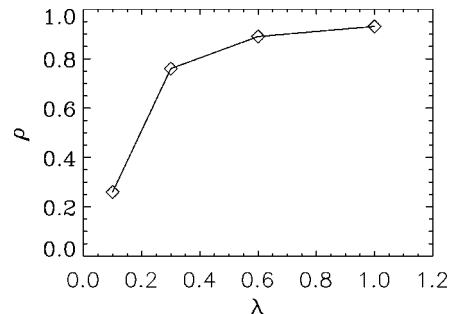


FIG. 5. Linear correlation coefficient  $\rho$  between the mean stream function and topographic fields as a function of the interaction parameter  $\lambda$ .  $y=0$  and  $D=10^{-9} \text{ m}^2 \text{ s}^{-3}$ .

large-scale directed currents. More important is the reversal in the sense of the currents when  $y < -4$ . This can be characterized by the change in sign of  $\rho$ . For example, for  $y = -6$  and  $D = 2 \times 10^{-7} \text{ m}^8 \text{ s}^{-3}$ ,  $\rho = -0.6$ . More detailed results will be presented elsewhere [20].

### III. CONCLUSIONS

The outcome of this work can be formulated as follows: quasigeostrophic flows develop mean patterns in the presence of noisy perturbations. As relations (6)–(10) show, the origin of these patterns is related with nonlinearity and lack of detailed balance. Bottom topography provides the symmetry-breaking ingredient needed for noise rectification to occur. Nonlinear terms couple the dynamics of small scales with the large ones, and provide a mechanism to transfer energy from the fluctuating component of the spectrum to the mean one. This mean spectral component, that is inexistent in purely two-dimensional turbulence [22], is controlled by the shape of the bottom boundary, and characterizes the structure of the pattern.

The existence of these noise-sustained structures has a wide range of implications in the above-mentioned fields of fluid and plasma physics. First, it highlights the important and organizing role that noise can play in these systems. Second, it establishes the need to modify not only the value of the parameters (as usually done in eddy-viscosity approaches) when performing large eddy simulations with insufficient small-scale resolution, but also the structure of the equations in a way determined by topography. This last statement has been previously suggested from a heuristic point of view in the context of large-scale ocean models [23,24]. Our results represent a step forward toward the justification of such approaches.

### ACKNOWLEDGMENTS

Financial support from CICYT (Grant Nos. AMB95-0901-C02-01-CP and MAR95-1861), DGICYT (Grant Nos. PB94-1167 and PB94-1172), and from the MAST program MATTER MAS3-CT96-0051 (EU) is greatly acknowledged.

- 
- [1] F. Jülicher, A. Ajdari, and J. Prost, *Rev. Mod. Phys.* **69**, 1269 (1997); M. O. Magnasco, *Phys. Rev. Lett.* **71**, 1477 (1993); J. Maddox, *Nature (London)* **369**, 181 (1994); C. R. Doering, W. Horsthemke, and J. Riordan, *Phys. Rev. Lett.* **72**, 2984 (1994); J. Maddox, *Nature (London)* **368**, 287 (1994); J. Rousselet, L. Salome, A. Ajdari, and J. Prost, *ibid.* **370**, 446 (1994).
- [2] A. Álvarez, E. Hernández-García, and J. Tintoré, *Physica A* **247**, 312 (1997); *chao-dyn/9701009*.
- [3] G. P. Williams, *J. Atmos. Sci.* **35**, 1399 (1978).
- [4] J. Pedlosky, *Geophysical Fluid Dynamics* (Springer-Verlag, New York, 1987).
- [5] A. Hasegawa and K. Mima, *Phys. Fluids* **21**, 87 (1978).
- [6] A. Hasegawa, C. G. MacLennan, and Y. Kodama, *Phys. Fluids* **22**, 2122 (1979).
- [7] A. Hasegawa, *Adv. Phys.* **34**, 1 (1985).
- [8] W. Horton, *Phys. Rep.* **192**, 1 (1990).
- [9] A. C. Martí, J. M. Sancho, F. Sagués, and A. Careta, *Phys. Fluids* **9**, 1078 (1997); *chao-dyn/9703015*.
- [10] D. S. Battisti, *J. Atmos. Sci.* **45**, 2889 (1988).
- [11] M. Treiber, *Phys. Rev. E* **53**, 577 (1996).
- [12] L. D. Landau and M. Lifshitz, *Fluid Dynamics*, 2nd ed. Course of Theoretical Physics, Vol. 6 (Pergamon, New York, 1987).
- [13] P. J. Mason, *Q. J. R. Meteorol. Soc.* **120**, 1 (1994).
- [14] W. D. McComb, *Rep. Prog. Phys.* **58**, 1117 (1995).
- [15] V. Yakhot and S. A. Orszag, *J. Sci. Comput.* **1**, 1 (1986).
- [16] It is common to work with the equation for the velocity field rather than with the vorticity one [Eq. (1)]. The exponent  $y'$  for the correlations of the noise term added to the velocity equation is related to our  $y$  by  $y = y' - 2$ .
- [17] M. H. Freilich and D. B. Chelton, *J. Phys. Oceanogr.* **16**, 741 (1985).
- [18] D. Forster, D. Nelson, and M. Stephen, *Phys. Rev. A* **16**, 732 (1977).
- [19] It should be noted that the parameter  $\lambda$  in Eq. (1) measures not only the size of the nonlinear term, but also that of the linear interaction between stream function and topography. However, it is easy to show, by using energy arguments, that the average stream function is zero if the nonlinear term is absent from Eq. (1), so that the presence of  $\lambda$  in Eqs. (8) and (9) is a consequence of nonlinearity, not of linear scattering of the stream function by the topography.
- [20] A. Álvarez, E. Hernández-García, and J. Tintoré (unpublished); A. Álvarez and J. Tintoré, in *Ocean Modeling and Parametrization*, edited by E. P. Chassignet and J. Verron (Kluwer, Dordrecht, 1998).
- [21] P. F. Cummins, *J. Mater. Res.* **50**, 545 (1992).
- [22] P. D. Thompson, *J. Fluid Mech.* **55**, 711 (1972).
- [23] G. Holloway, *J. Phys. Oceanogr.* **22**, 1033 (1992).
- [24] A. Álvarez, J. Tintoré, G. Holloway, M. Eby, and J. M. Beckers, *J. Geophys. Res.* **99**, 16 053 (1994).